

MARINE STUDIES



EXAM QUESTIONS

CLARIDGE

JENSEN

M^CINTOSH

MALONEY

MOFFATT

NICHOLAS

PERRY

RYAN

WATERHOUSE

SAMPLE PAGE

© Copyright 2014

The Moffatt Group Australia Pty Ltd

Except as permitted by the copyright law applicable to you, you may not reproduce or communicate any of the content on this website, including files downloadable from this website, without the permission of the copyright owner.

The Australian Copyright Act allows certain uses of content on the internet without the copyright owner's permission. This includes uses by educational institutions for educational purposes, and by Commonwealth and State government departments for government purposes, provided fair payment is made.

For more information, see www.copyright.com.au and www.copyright.org.au.

Published by

Wet Paper Publishers and Consultants

PO Box 540


COOLANGATTA 4225

www.wetpaper.com.au

info@wetpaper.com.au

ISBN

978-1-86283-124-7



Wet Paper

Disclaimer

Although all care has been taken to provide information, safety instructions, offers of training and advice, Wet Paper or any of its sponsors, employees, advisors or consultants accept no responsibility for any accident that may occur as a result of students performing any of these activities. If students, teachers or instructors are unsure of any information or method, they are advised to contact their own State Government Marine Safety or Education Department.

Contents

Topic 1:	Boating and Piloting	5
Topic 2:	Navigation, Radio and Weather	37
Topic 3:	Snorkelling	65
Topic 4:	Marine Biology	97
Topic 5:	Management and Conservation of the Sea	129
Topic 6:	Coastal Studies and Oceanography	161

Acknowledgements

The publishers wish to thank the Premier's Department for permission to use the following schools exam papers as trial materials for this publication.


Maryborough State High School
Innisfail State High School
St Augustines College Cairns
Rochedale State High School
Hervey Bay Senior College
Gympie State High School
Kawana Waters State High School
Benowa State High School

The publishers wish to thank the following individuals for supplying their exam questions in this publication

John Burns
Ken Young
Jim Cash
Sel Wensley
Czeck Kersevani
Tanya Martin
Rob Shennan
Sue Cerato
Bob Moffatt
John Howard
Tony Failes
Ann Summers
Jill Green
Steve Hall
Dianne Hempenstall
Graham Mitchell
Ann Kenny
Steve McCabe
David Reid
Margaret Evans
Veira Weitsz
Stanna Hodge
Greg Martin
Lisa Virtue
Mark Warne
Don Reid
Bruce Heyer
Greg Gallagher

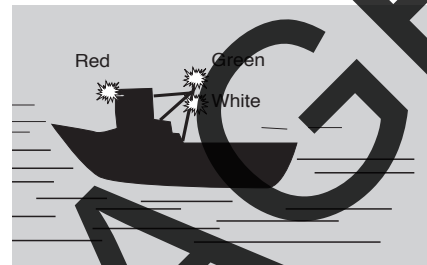
Topic 1

Exam questions



- Q 1 You are approaching at speed an anchored dinghy in which people are fishing. What action do you take?
- (a) Stand on. Maintain course and speed. However if other boat does not give way take all action to avoid collision.
 - (b) Keep clear.
 - (c) Steer to pass more than 30 metres off. If this is not possible, reduce to four knots.
 - (d) Steer to pass more than 50 metres off. If this is not possible, reduce to four knots.

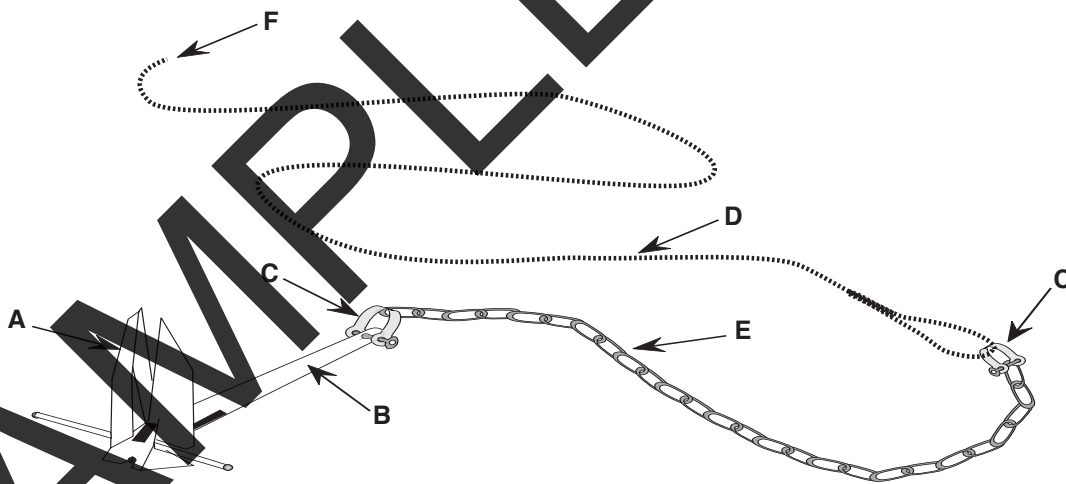
- Q 2 The lights shown to the right were seen by a mariner at sea. The boat is most probably:-
- (a) A trawler engaged in fishing, less than 50 metres.
 - (b) A sailing boat under way less than 50 metres.
 - (c) A power boat, moored less than 60 metres.
 - (d) A vessel trawling, less than 50 metres in length, under way.



- Q 3 The knot shown to the right is particularly useful for:-
- (a) Tying a painter to a pole.
 - (b) Towing another boat.
 - (c) Tying boats to a trailer.
 - (d) All of the above are correct.



The next three questions refer to the diagram of the anchor rig below

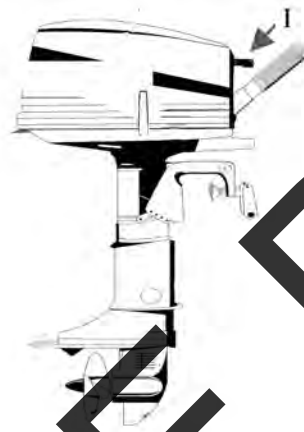


- Q 4 Name the parts of the anchor labelled A, B, C, D and E.
- Q 5 What knot would you tie at F and where would be the best place to tie it?
- Q 6 You are in a 12 foot dinghy and wish to anchor in 8 metres of water. Draw a diagram showing how much cable you would put out and what it would look like underwater.

- Q 7 A power boat is crossing your bow from starboard to port. There is a risk of collision. What do you do?
- Stand on. Maintain course and speed. However if other boat does not give way take all action to avoid collision.
 - Keep clear, reduce speed or stop if necessary. Do not pass ahead of him.
 - Alter course to port, pass in front of him.
 - Alter course to port, pass behind him.

The next two questions refer to the diagram below

- Q 8 The part labelled I is called:-
- The pull start.
 - Throttle handle.
 - Accelerator button.
 - Powerhead.



- Q 9 The motor is in:-
- No gear.
 - Forward gear.
 - Neutral.
 - Reverse gear.

- Q 10 You are approaching, at speed, a large vessel in a main shipping channel. What action do you take?
- Stand on. Maintain course and speed. However if other boat does not give way take all action to avoid collision.
 - Keep clear.
 - Steer to pass more than 30 metres off. If this is not possible, reduce to four knots.
 - Steer to pass more than 50 metres off. If this is not possible, reduce to four knots.

- Q 11 Which of the following is incorrect?
- A person over the age of 12 may drive a speed boat provided they are accompanied by a licenced driver.
 - The minimum age required to obtain a boat licence is 15.
 - The port side is the left side.
 - The lateral system of buoyage is replacing the cardinal system in all Australian states.

- Q 12 What regulation lights are carried on a 5 metre power driven vessel under way?
- Port (green), starboard (red) and a stern (white) light.
 - Starboard (green), port (red) and a stern (white) light.
 - Port (green), starboard (red) and a white all round light.
 - Starboard (green), port (red) and a white all round light.